



SAFETY+JUSTICE CHALLENGE

Supported by the John D. and Catherine T.
MacArthur Foundation

Annual Report *May 2017*




#RethinkJails

The John D. and Catherine T. MacArthur Foundation's Safety and Justice Challenge recognizes that there are better, fairer, and more effective alternatives to excessive jail incarceration. **The Safety and Justice Challenge is supporting a network of competitively selected local jurisdictions committed to finding ways to safely reduce jail incarceration.**

Lucas County was awarded **\$1.75 million from the Safety and Justice Challenge in 2016** to invest in effective strategies to reduce the average daily jail population over two years while addressing racial and ethnic disparity.

The MacArthur Safety + Justice Challenge award also includes extensive and ongoing technical support from national experts, including the Center for Court Innovation, Justice System Partners, Prisoner Reentry Institute, Institute for State and Local Governance, and the Burns Institute.




We need solutions to start where incarceration starts: in our nation's jails.

The primary purpose of jails is to detain those awaiting trial who are a danger to public safety or a flight risk. But jails now hold many who are neither, at exorbitant fiscal and social costs.

The majority of people in jail are presumed innocent.

- **Most are there for nonviolent offenses.**
- Many are simply too poor to post bail.
- Our overuse of jails carries significant costs—to individuals, families, communities, and society at large.



National Statistics



- An estimated 14.5% of men and 31% of women admitted to jail have a serious mental illness—rates that are four to six times higher than in the general population.
- African Americans are jailed at 4x the rate of white Americans.
- 75% of sentenced offenders and those detained in jail before trial are there for nonviolent traffic, property, drug, or public order offenses.
- Three out of five people in jail are legally presumed innocent, awaiting trial or resolution through plea negotiations.




SAFETY+JUSTICE
CHALLENGE

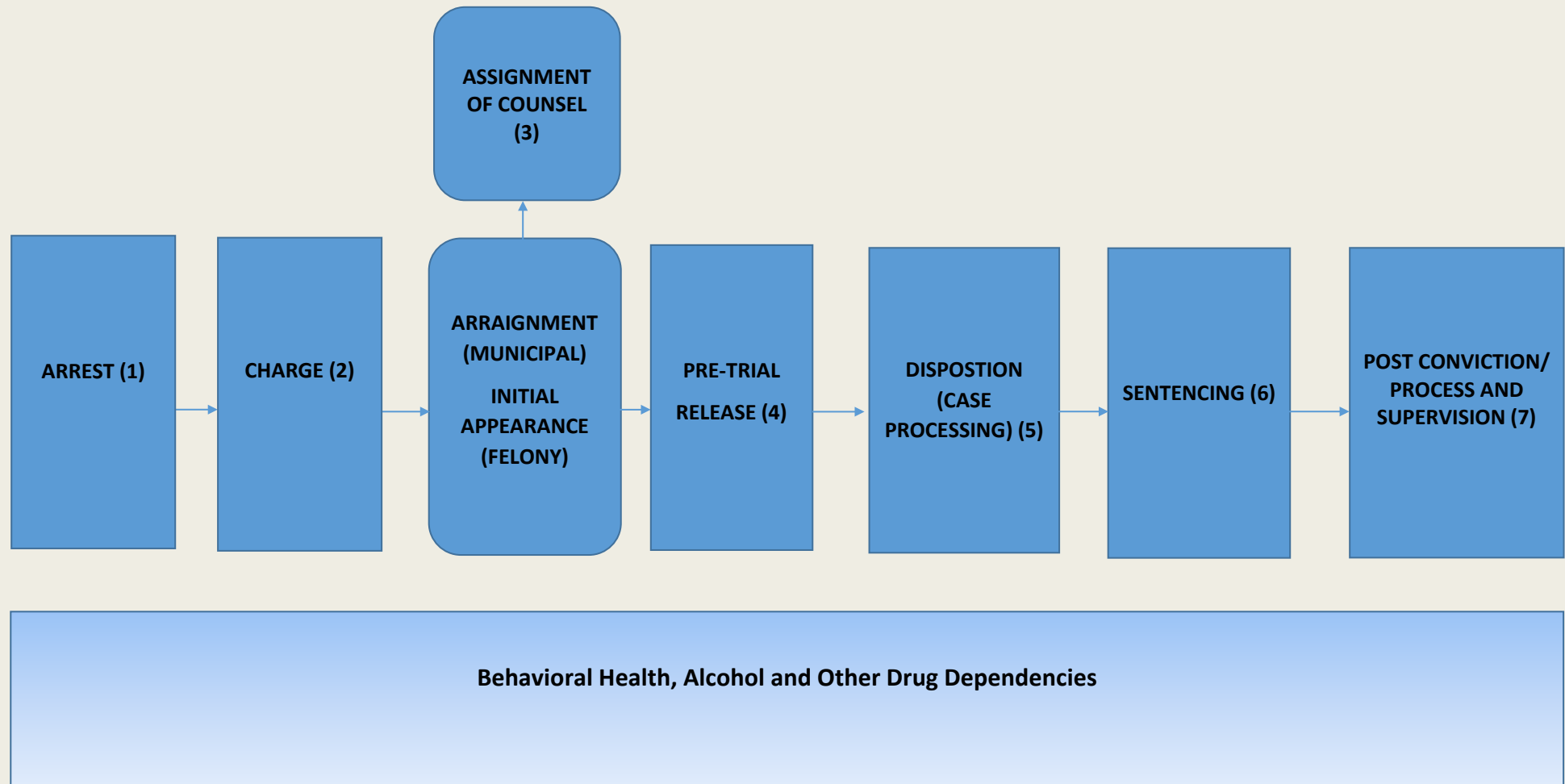


Lucas County's Safety + Justice Challenge

Reduce Lucas County's total jail population by 16%-18% while improving community safety and addressing racial and ethnic disparities.



Lucas County Criminal Justice System



Lucas County Safety + Justice Challenge Reform Strategies

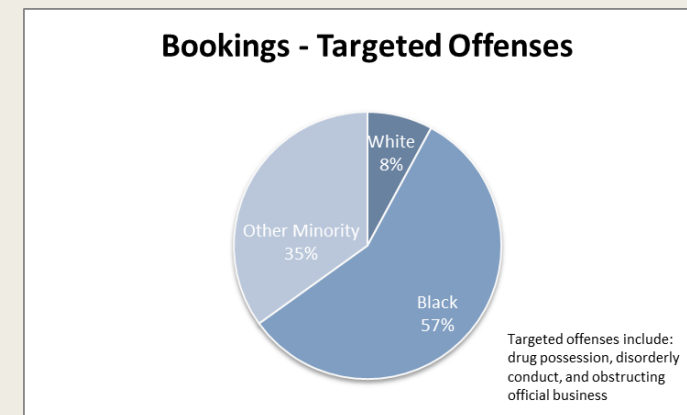
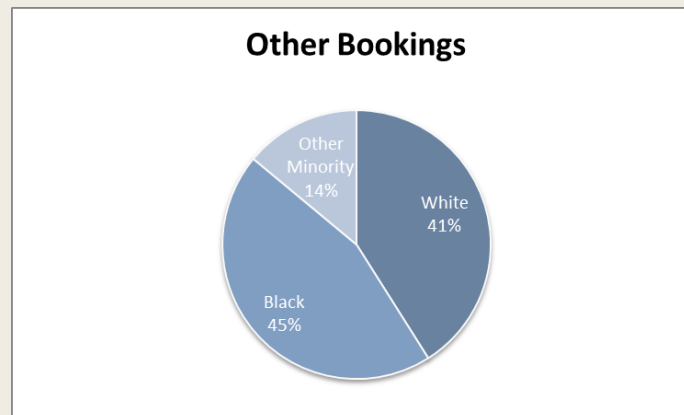
- Strategy One: Pre-arrest Deflection Programs which address implicit bias, procedural justice, and crisis de-escalation
- Strategy Two: Managing Based on Risk through tiered supervision options and community-based resources
- Strategy Three: Population Review Team which recommends individuals who are suitable for release or expedited case resolution
- Strategy Four: Diversion of Underserved Populations which provides expanded opportunities for individuals charged with targeted offenses as well as procedural justice trainings for court personnel
- Strategy Five: Coordinated Probation Practices throughout all county jurisdictions

Strategy One: Pre-Arrest Deflection

Goal: Provide training and resources to support pre-arrest deflection to break the standard arrest-detention-incarceration cycle

- Deflection programs provide an alternative option to arrest
- After completion of a deflection program, the individual's charge(s) will not be filed

Why: Three offense categories (drug possession, disorderly conduct, and obstructing official business) account for a large number of jail bookings and disproportionately impact the black community

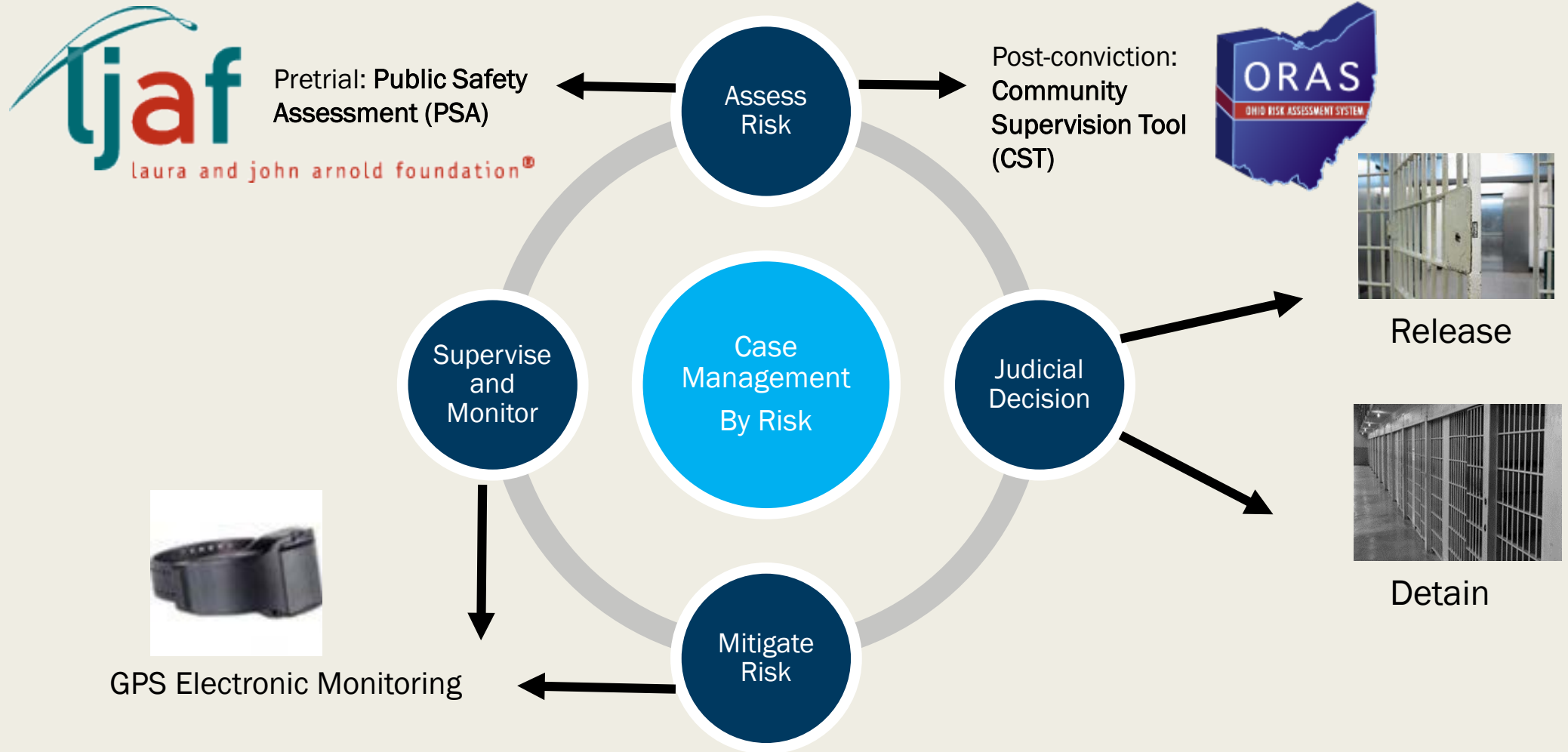



Strategy One: Pre-Arrest Deflection

How:

- Provide law enforcement with additional tools that will promote the deflection of appropriate offenses:
 - *Training*
 - 889 officers were trained in community-police relations through 2016
 - 169 officers/dispatchers were trained in crisis intervention through 2016 (CIT Officers)
 - *Enhanced opportunities*
 - Deflection curriculum for targeted offenses is being developed by the Center for Court Innovation
 - Eligible offenses: drug possession, disorderly conduct, and obstructing official business (first time and repeat offenders)

Strategy Two: Managing Based on Risk





Strategy Two: Managing Based on Risk

- Availability to judges of real-time local jail bed usage, electronic monitoring resource availability, pretrial release resource availability and communication of ORAS-CST scores for incarcerated individuals at CCNO

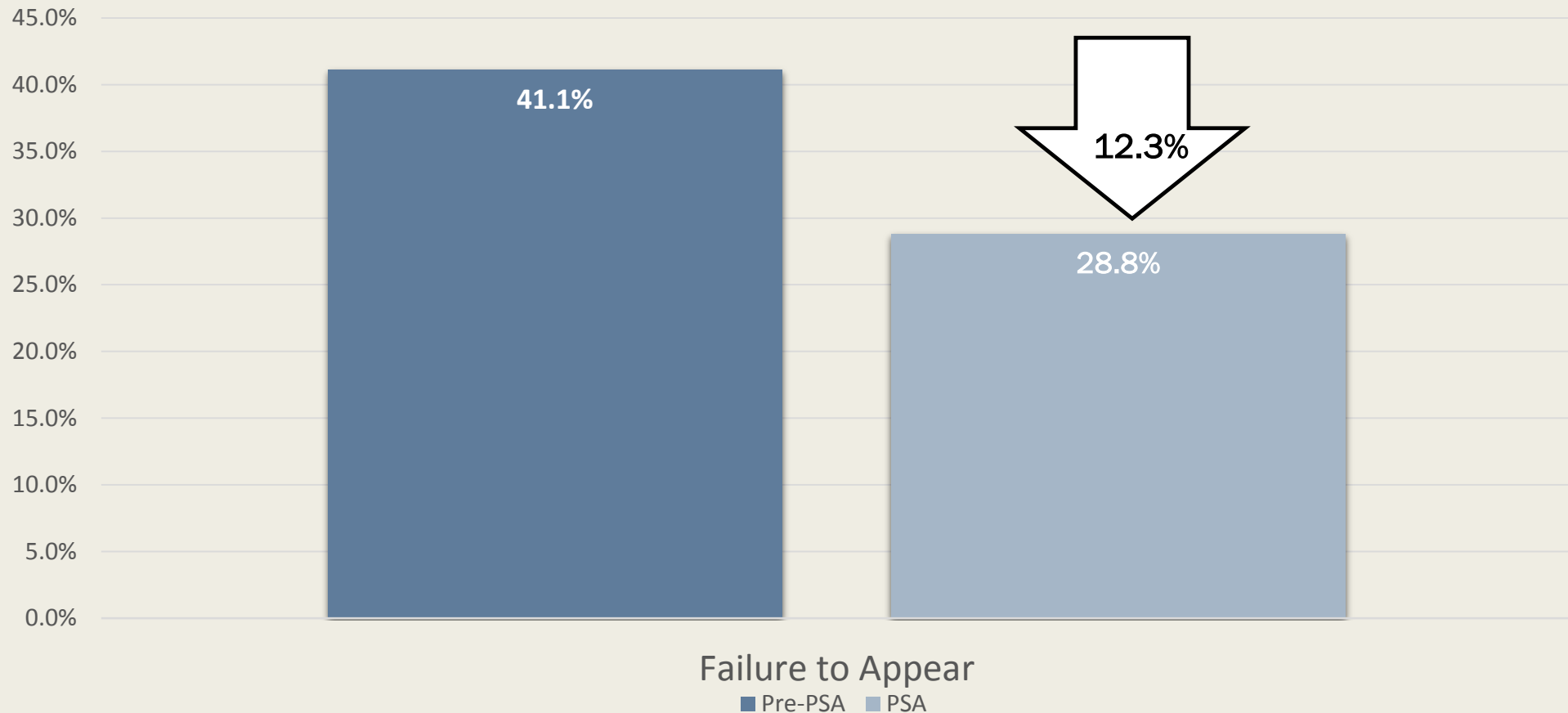
Strategy Two: Managing Based on Risk

How:

- **4,158** days of GPS electronic monitoring instead of incarceration through March 30, 2017, representing incarceration costs of \$299,958
- Implementation of differentiated levels of pretrial bond supervision to better address high needs and avoid re-incarceration of individuals
- Development of a Digital Data Dashboard

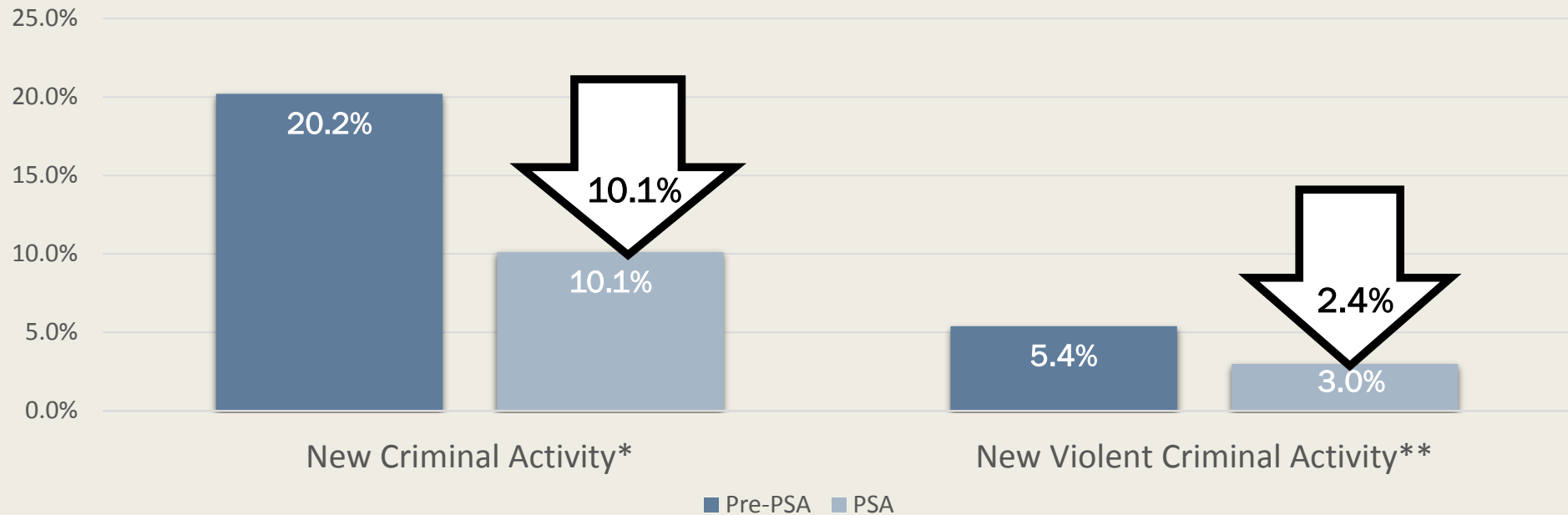
Pretrial Failure to Appear Reduction

Public Safety Assessment (PSA) Data Results for 2015 (1st year)



Pretrial Recidivism Reduction

Public Safety Assessment (PSA) Data Results for 2015 (1st year)



*NCA measured by new booking into LCCC for a misdemeanor or felony offense

**NVCA measured by new booking into LCCC for a violent offense

Pretrial Release Rate Increase

Public Safety Assessment (PSA) Data Results for 2015 (1st year)

Pre-PSA			PSA		
Release Category	Bookings	Pct	Release Category	Bookings	Pct
Federal Court Order	23367	38.4%	Federal Court Order	734	4.3%
Bond Posted	9123	15.0%	Bond Posted	3359	19.8%
OR	2794	4.6%	OR	1764	10.4%
Monitored OR	414	0.7%	Monitored OR	454	2.7%
Supervised OR	5527	9.1%	Supervised OR	2488	14.7%
Transferred	3225	5.3%	Transferred	896	5.3%
Case Disposed	14897	24.5%	Case Disposed	6641	39.2%
Other	1517	2.5%	Other	569	3.4%
	60,864			16,905	

- *% of defendants released on some form of OR bond (OR, MOR, SOR) nearly doubled: 14.4% Pre-PSA to 27.8% with PSA*
- *% of defendants who were able to post bond and were released increased from 15.0% Pre-PSA to 19.8% with PSA*

Strategy Three: Population Review Team

Team of prosecutors, public defenders, pretrial services staff, community mental health personnel, and corrections representatives



Strategy Three: Population Review Team

How:

- Conduct weekly reviews of the pretrial jail population to identify individuals who are suitable for expedited case resolution or bond modification
- Provide recommendations to judges for bond modification
- 1,166 total bed days saved in 2016, 580 bed days saved in 2017 to date

Strategy Four: Diversion of Underserved Populations

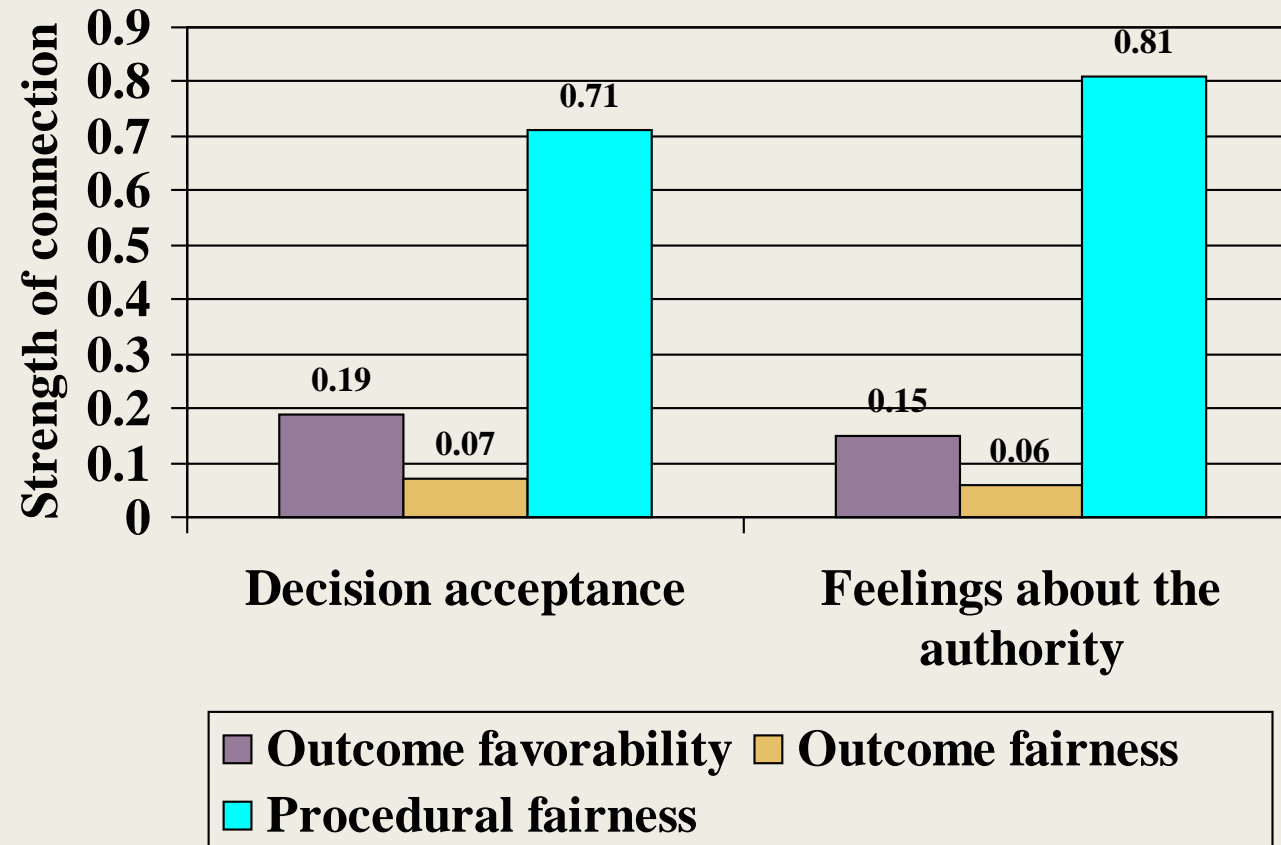
- Diversion Programs target resolution of cases without using court trial resources and without destroying a citizen's record and future opportunities
- Target cases are non violent, non victim cases where people of color are more overrepresented than other cases
- These include Disorderly Conduct, Obstructing Official Business, and minor misdemeanor Drug Abuse
- After completion of the program, an individual's case is dismissed

Strategy Four: Diversion of Underserved Populations

HOW:

- Using the Procedural Justice principles of voice, neutrality, respect, explanation and trust we are creating a four hour, single session diversion program
- Research has proven Procedural Justice is effective to change behavior and attitudes in short time frames
- We are working with The Center for Court Innovation, an internationally recognized research firm to develop a diversion curriculum that will be the first of its kind
- In addition to all Toledo Police Officers, 606 individuals in our local court system have been trained in Procedural Justice

Why do people accept court decisions?



Strategy Five: Coordinated Probation Practices

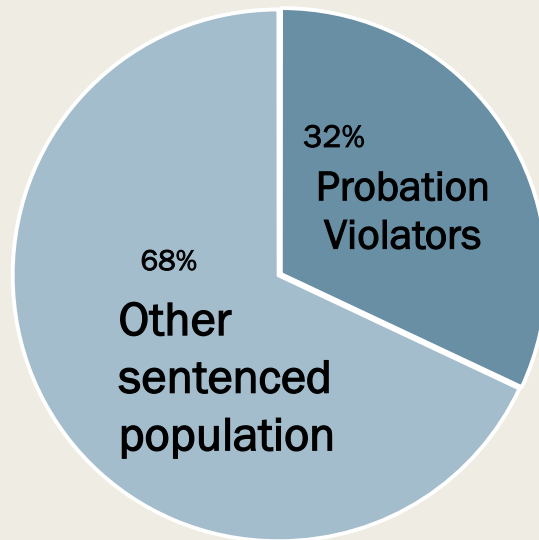
Goal: Foster regional collaboration and a unified vision for successful supervision in Lucas County

How:

- Standardize probation practices among the five independent probation authorities
- Make evidence-based practices and tools available to all probation departments

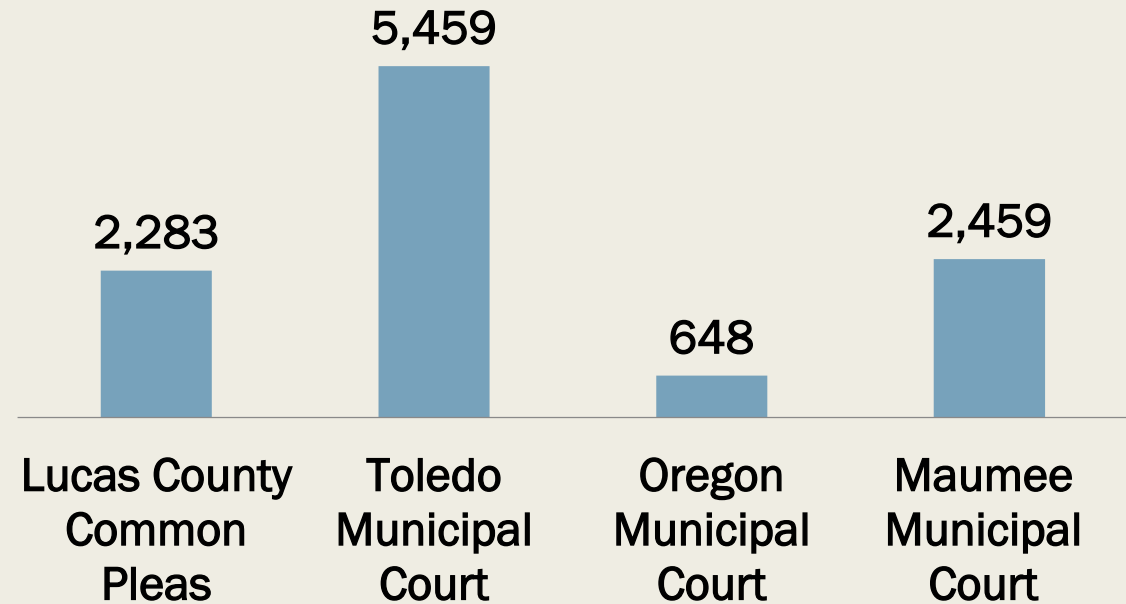
Strategy Five: Coordinated Probation Practices

Total CCNO Population of Lucas County Funded Beds



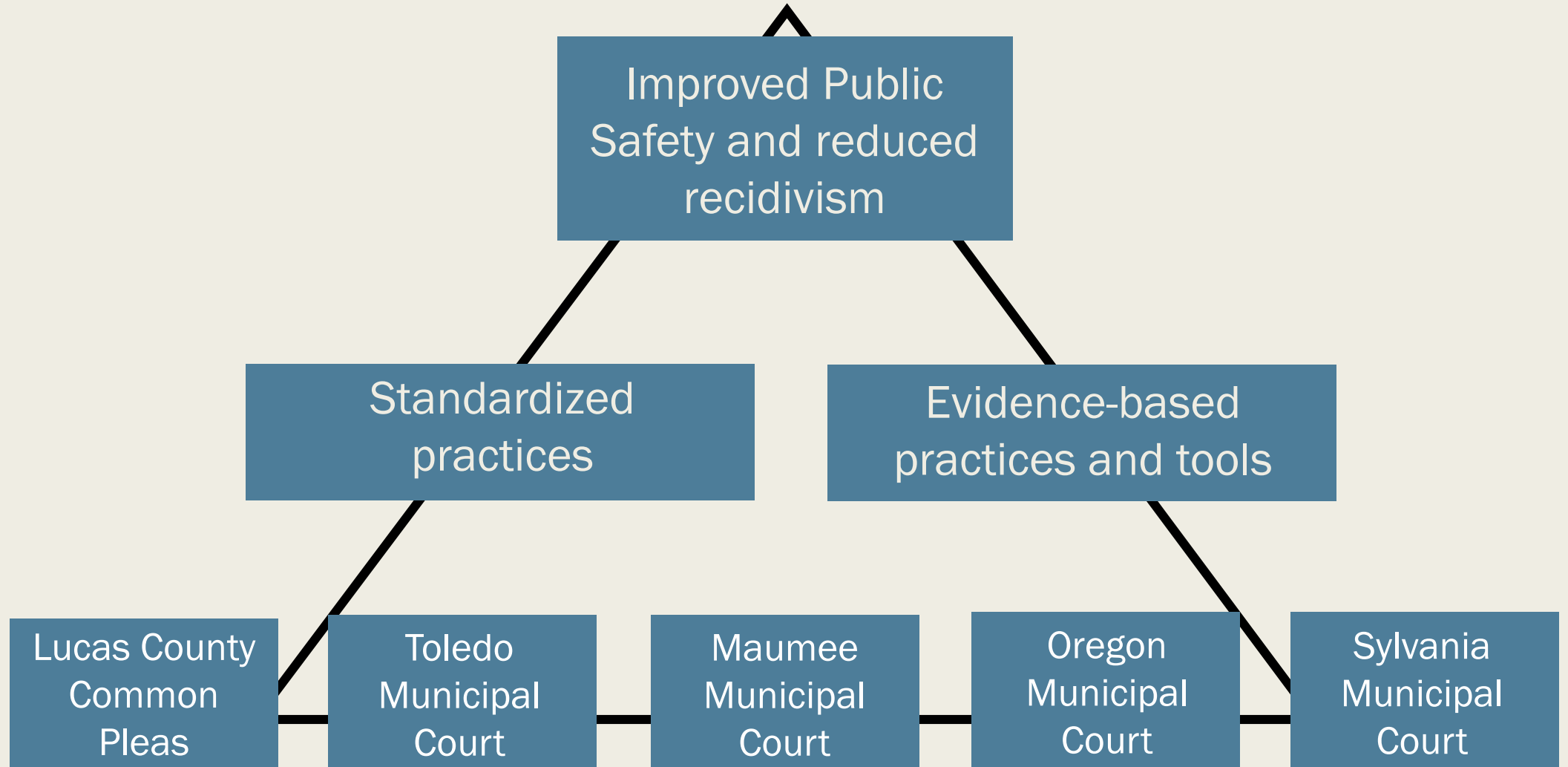
■ Probation Violators ■ Other Sentenced Population

Total Number of Probationers in 2015



*Data for Sylvania Municipal Court is unavailable at this time.

Strategy Five: Coordinated Probation Practices

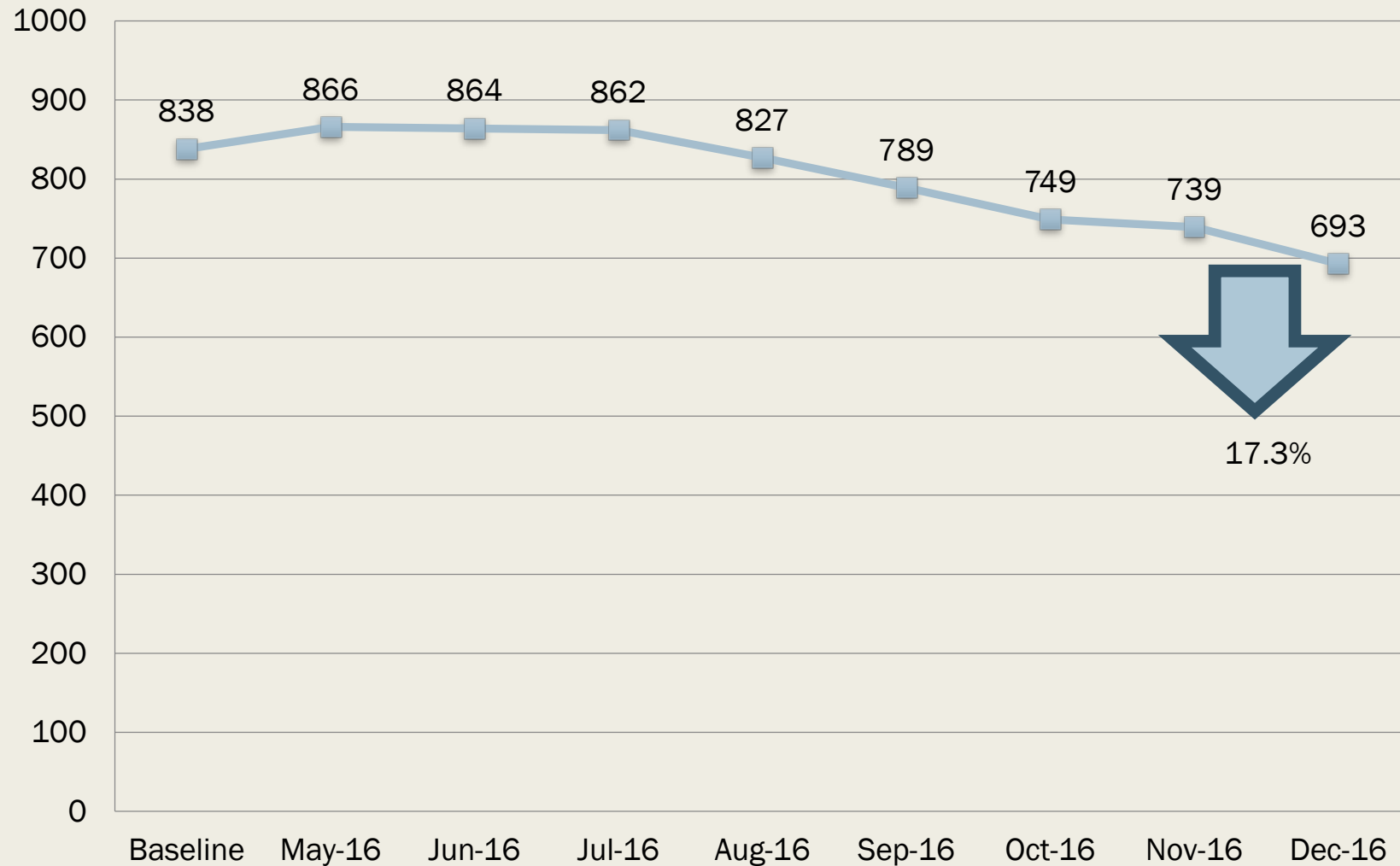


Behavioral Health, Alcohol and other Dependencies

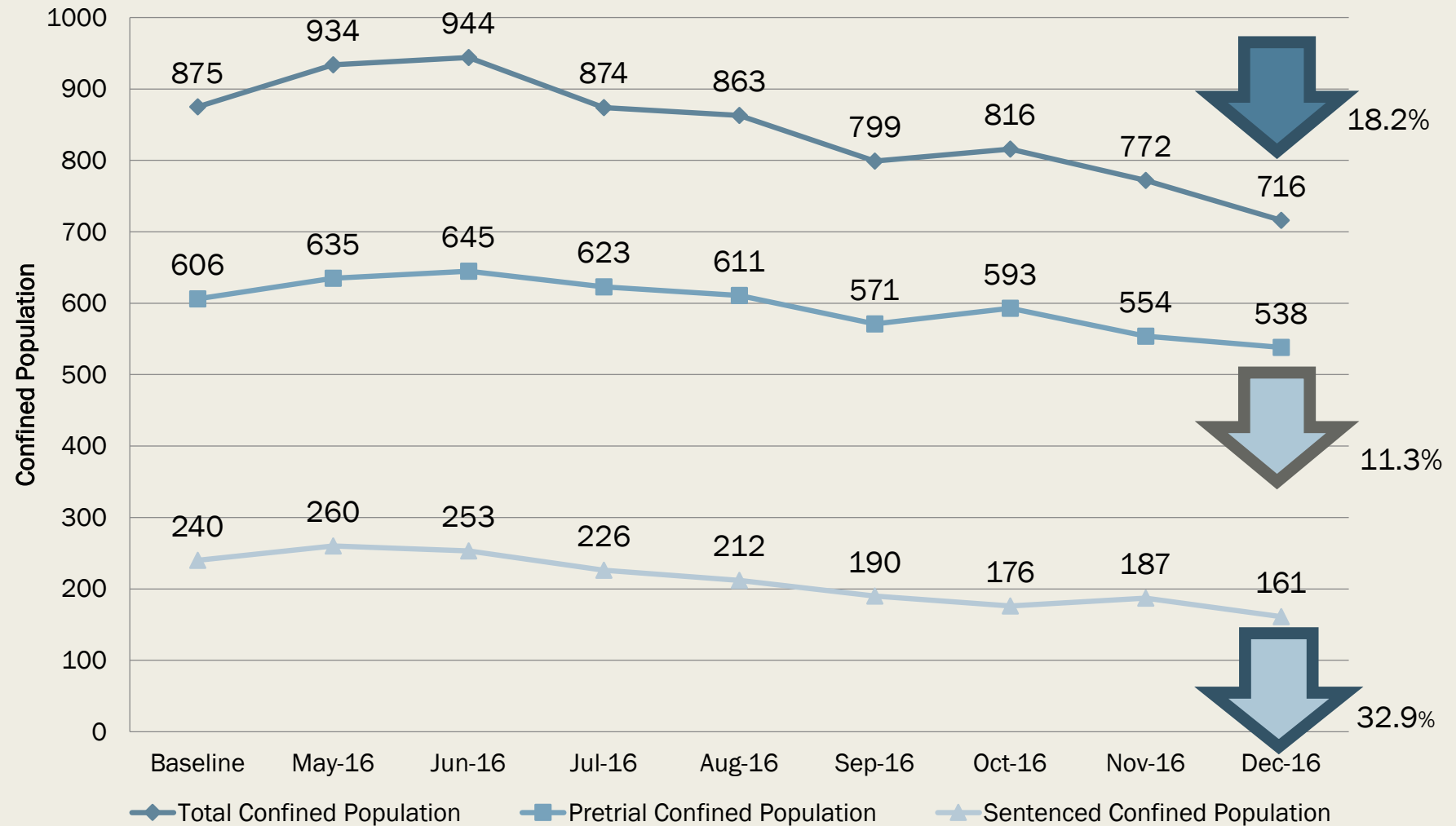
Criminal justice reform efforts have included partnerships with the Lucas County Mental Health and Recovery Services Board to develop community alternatives to incarceration for this population.

Through MacArthur Safety + Justice Challenge funding and Lucas County Mental Health and Recovery Services investments, coupled with support from law enforcement, new initiatives will be launched in mid-2017 to provide deflection and diversion opportunities.

Lucas County Average Daily Confined Population by Month
(Baseline - December 2016)



Lucas County Snapshot of Confined Population on the Last Day of the Month
(Baseline - 2016)



One Year Results

- Total incarcerated population reduction: 18.2%
- Failure to appear reduction: 12.3%
- Pretrial recidivism reduction: 10.1%
- 4,158 bed days saved

Conclusions and Looking Ahead

- Decline in new criminal activity = improved public safety
- Reform initiatives = just and equitable community and individual outcomes
- Community Partners = Safety + Justice

Thank You!

- Courts
- Law Enforcement
- Community Stakeholders
- Defense Counsel, Prosecutors, Legal Community
- Boards and Commissions (Elected and Appointed)
- State, Municipal, Local Partners